

歌尔股份有限公司

审计报告

2021 00196

()

11

A 11

100062

010-67084402

010-67084147

zhongxi@zhongxicpa.net



()
ZHONGXI CPAs SPECIAL GENERAL PARTNERSHIP

2021 00196

2020

12 31

2020

2020 12 31

2020



()
ZHONGXI CPAs SPECIAL GENERAL PARTNERSHIP

1

25

2020

57,742,742,893.96

2

1

2

3

4

5

1

33

48

62

2020

363,513,441.39

221,372,903.17

010-67085873

11

A

11

010-67084147

100062



()
ZHONGXI CPAs SPECIAL GENERAL PARTNERSHIP

1

2

3

4



()
ZHONGXI CPAs SPECIAL GENERAL PARTNERSHIP

1

2020 12 31

	2020 12 31	2019 12 31
	7,788,139,761.68	3,612,725,720.73
	250,789,617.29	46,909,330.37
	93,015,027.25	40,186,559.85
	9,951,611,596.65	8,103,952,322.76
		2,694,000.00
	295,557,594.21	218,343,927.93
	56,282,930.78	60,251,530.47
	9,170,731,903.19	5,296,464,329.53
	67,724.41	
	522,858,736.68	322,254,661.51
	28,129,054,892.14	17,703,782,383.15
	337,410,802.56	269,961,654.44
	357,307,056.65	336,420,913.47

	2020 12 31	2019 12 31
	14,674,535,924.15	11,502,483,642.95
	2,078,910,639.92	1,539,222,428.40
	2,730,415,540.35	2,397,093,993.54
	107,970,366.02	274,188,967.82
	16,859,185.08	17,825,756.44
	152,215,032.28	166,048,168.90
	275,559,445.74	197,680,781.92
	257,587,428.52	255,595,936.18
	20,988,771,421.27	16,956,522,244.06
	49,117,826,313.41	34,660,304,627.21

	2020 12 31	2019 12 31
	2,754,299,262.02	343,653,859.81
	3,031,391,335.56	
	538,922,331.52	396,781,793.30
	323,065,909.80	232,900,786.59
	6,647,678,838.90	973,336,439.70
	29,384,155,525.32	18,531,099,628.34
	3,275,438,427.00	3,245,103,948.00
	317,690,852.25	
	3,811,658,791.28	2,996,990,669.12
	516,007,644.95	395,758,317.37
	-112,010,012.52	-84,500,740.50
	1,370,122,868.85	1,177,415,286.08
	6,081,200.00	4,896,400.00
	11,500,277,791.35	9,163,016,394.27
	19,653,252,273.26	16,107,163,639.60
	80,418,514.83	22,041,359.27
	19,733,670,788.09	16,129,204,998.87
	49,117,826,313.41	34,660,304,627.21

2

	2020 12 31	2019 12 31
	2,834,936,444.19	1,753,391,556.27
	182,338,601.65	36,423,330.34
	75,154,389.95	40,146,559.85



	2020 12 31	2019 12 31
	606,402,939.12	480,474,112.02
	34,135,334.79	41,864,470.83
	1,440,612,669.29	596,413,315.97
	6,306,124.36	12,783,419.58

	2020	2019
	57,742,742,893.96	35,147,806,427.74
	57,742,742,893.96	35,147,806,427.74
	54,706,662,977.17	33,493,453,834.27
	48,483,805,411.74	29,725,775,791.58
	200,400,470.05	224,488,564.03
	476,066,518.64	534,438,331.89
	1,629,730,793.00	838,266,588.88
	3,425,971,011.65	1,806,796,550.44
	490,688,772.09	363,688,007.45
	276,706,601.19	260,686,154.75
	39,217,451.01	18,076,273.21
	224,609,297.72	178,000,806.90
“ ”	138,553,145.35	-159,710,388.06
	25,126,283.51	24,462,944.46
“ ”		
“ ”		
“ ”	160,215,070.58	26,646,196.76
“ ”	-28,402,825.32	-13,196,510.70
“ ”	-207,798,137.99	-108,834,231.25
“ ”	-62,250,234.59	-80,995,452.67
“ ”	3,261,006,232.54	1,496,263,014.45
	18,801,027.06	15,298,789.84

	2020	2019
	370,078,167.44	192,402,742.21
“ ”	2,851,887,114.18	1,279,141,621.01
1. “ ”	2,851,887,114.18	1,279,141,621.01
2. “ ”		
1.	2,848,007,269.61	1,280,542,212.61
2.	3,879,844.57	-1,400,591.60
	-27,186,319.43	28,695,812.16
	-27,509,272.02	28,129,187.82
	7,711,365.44	
1.		
2.		
3.	7,711,365.44	
4.		
5.		
	-35,220,637.46	28,129,187.82
1.	23,160,776.33	-3,759,709.19
2.		
3.		
4.		
5.		
6.	-58,381,413.79	31,888,897.01
7.		
	322,952.59	566,624.34
	2,824,700,794.75	1,307,837,433.17
	2,820,497,997.59	1,308,671,400.43
	4,202,797.16	-833,967.26
	0.89	0.40
	0.89	0.40

0.00

0.00

4

	2020	2019
	34,110,338,839.51	28,331,701,012.24
	28,351,975,958.13	24,417,465,064.94
	170,319,519.27	198,908,577.57
	314,460,991.97	329,759,304.05
	1,328,539,562.59	686,607,768.98
	2,064,307,059.29	1,182,864,917.99
	432,277,098.79	263,541,510.95
	224,966,925.23	173,491,799.90
	27,722,299.33	12,771,611.22
	42,807,336.38	143,215,428.66
“ ”	694,476,722.54	29,906,172.83
“ ”		
“ ”		
“ ”	115,960,471.31	12,127,741.52
“ ”	22,732,822.75	-12,475,455.47
“ ”	-77,813,666.52	-108,587,965.15
“ ”	-46,327,143.99	-43,614,957.41
“ ”	2,200,295,191.94	1,273,124,832.74
	11,191,626.67	11,962,593.70
	50,815,665.01	31,149,956.28
“ ”	2,160,671,153.60	1,253,937,470.16
	233,595,325.88	107,218,362.26
“ ”	1,927,075,827.72	1,146,719,107.90
“ ”	1,927,075,827.72	1,146,719,107.90
“ ”		

	2020	2019
1.		
2.		
3.		
4.		
5.		
1.		
2.		
3.		
4.		
5.		
6.		
7.		



	2020	2019
	3,995,000,000.00	

	2020	2019
	2,187,937,880.00	509,400,500.63
	8,331,815,435.05	7,015,814,300.77
	13,451,686,936.80	9,358,164,405.25
	-4,946,405,529.84	-2,734,027,558.77
	7,418,870,421.56	7,020,885,500.00
	3,995,000,000.00	
	3,252,923,797.17	1,301,766,250.61
	14,666,794,218.73	

	2020											
	3,245,103,948.00			2,996,990,669.12	395,758,317.37	-84,500,740.50	1,177,415,286.08	4,896,400.00	9,163,016,394.27	16,107,163,639.60	22,041,359.27	16,129,204,998.87
									196,303.24	196,303.24		196,303.24
	3,245,103,948.00			2,996,990,669.12	395,758,317.37	-84,500,740.50	1,177,415,286.08	4,896,400.00	9,163,212,697.51	16,107,359,942.84	22,041,359.27	16,129,401,302.11
“ ”	30,334,479.00		317,690,852.25	814,668,122.16	120,249,327.58	-27,509,272.02	192,707,582.77	1,184,800.00	2,337,065,093.84	3,545,892,330.42	58,377,155.56	3,604,269,485.98

2020														
[REDACTED]														
				41										
				50	-356,880,480.14								-4,081,938.46	4,081,938.46

2020

2019												
	3,245,103,948.00			2,997,147,524.32	294,766,978.02	-112,629,928.32	1,062,743,375.29		8,321,625,877.25	15,219,223,818.52	-11,531,462.91	15,207,692,355.61
“ ”				-156,855.20	100,991,339.35	28,129,187.82	114,671,910.79	4,896,400.00	841,390,517.02	887,939,821.08	33,572,822.18	921,512,643.26
						28,129,187.82			1,280,542,212.61	1,308,671,400.43	-833,967.26	1,307,837,433.17
				-156,855.20	100,991,339.35					-101,148,194.55	34,406,789.44	-66,741,405.11
1					100,991,339.35					-100,991,339.35	500,000.00	-100,491,339.35
2												

	2019				

	2020										
	3,245,103,948.00				3,030,803,915.63	395,758,317.37			1,177,412,503.68	8,831,910,760.16	15,889,472,810.10
	3,245,103,948.00				3,030,803,915.63	395,758,317.37			1,177,412,503.68	8,831,910,760.16	15,889,472,810.10
“ ”	30,334,479.00			317,690,852.25	784,579,700.83	120,249,327.58			192,707,582.77	1,417,318,451.95	2,622,381,739.22
										1,927,075,827.72	1,927,075,827.72
	30,334,479.00			317,690,852.25	1,141,460,180.97	477,129,807.72					1,012,355,704.50
1	30,334,479.00			-68,078,830.06	687,349,380.98	477,129,807.72					172,475,222.20
2				385,769,682.31							385,769,682.31
3					454,110,799.99						454,110,799.99
4											
									192,707,582.77	-509,757,375.77	-317,049,793.00
1									192,707,582.77	-192,707,582.77	0.00

				2020

2019									

	2019											
2												
3												
4												
5												
6												
1												
2												
	3,245,103,948.00				3,030,803,915.63	395,758,317.37			1,177,412,503.68	8,831,910,760.16		15,889,472,810.10

2020

					2007
7 27					
		2001 6 25			2007 5
		2007 172			
	2007 6 26	2007			
2016 10					
	2,940		17		
2007 7 18				17	
		2007 6 30		1 0.8	
			2008 613		
	A	3,000		18.78	
				[2008] 19	
		2008 5 22			
12,000		2008 7 22			
2009 4 17		2008		2008 12 31	
12,000				10 10	
12,000			24,000		
				2009 2427	
2009 7 20					
2010 2 26		2009		2009 12 31	
24,000				10 5	
12,000			36,000		
				[2010] 20	
2010 3 30					

1.5 230,796,406.05

10 10
2017 5 23

2017 6 30
3,245,103,948 2017 11 3

2020 12 31
3,275,438,427

268

MEMS

2021 3 26
2020 12 31 50
10 3

	2020 12 31	2020	2014
1	18 2	31	25
2		1 1	12 31
3	12		
4			
1			

OPTIMAS CAPITAL PARTNERS FUND LP

2

12

12

5

2012 19

33

5 2

13

17

5

1

2

2

3

8

1

2

3

4

5

6

7

9

1

12

12

2

12

3

24

2

3

4

5

12

9

13

8

1

/

22

2

14

20

30

15

1

2

			%	%
		20-30	5-10	3-4.75
		5-10	5-10	9-19
		5-10	5-10	9-19

16

20

17

3

18

1

2

3

20

19

20

21

22

23

2

1

3

24

1

/

2

25

36

1

2

A

B VMI

A

B VMI

26

14

2017

27

1

2

1

2

3

4

28

/

1

2

3

4

29

1

2

3

4

30

1

2017 7 5
2017 22
2020 4 16

14 2017

2020 1 1

2020 1 1

2020 1 1				
	2019 12 31		2020 1 1	
	197,680,781.92	130,005,255.30	197,646,140.17	130,005,255.30
	255,595,936.18	113,470,574.12	255,826,881.17	113,470,574.12
	104,669,285.88	58,713,946.83		
			93,855,837.38	54,981,605.97
	5,306,356.35	5,306,356.35	16,119,804.85	9,038,697.21
	9,163,016,394.27	8,831,910,760.16	9,163,212,697.51	8,831,910,760.16

2

31

1

25

2

21

3

4

5

6

7

8

9

10

1

	13%
	7% 5%
	3%
	2%
	15% 25%

1		15%
2		15%

2020

15		25%
16		25%
17		15%
18		25%
19		25%
20		25%
21		15%
22		25%
23		15%

2020

48	Optimas Capital Partners Fund LP	--
49		21%
50		20%
51		38%

2021 1

2020 7

2

1

2020 12 7

2020

3

2020 1 1 2022 12 31

2020 15%

2

2021 1 15

2020

3

2020 1 1

2022 12 31

2020 15%

3

2020 1 22

2019

3

2019 1 1

2021 12 31

2020

15%

4

2021 1 22

2020

2021 37

3

2020 1 1 2022 12 31

2020 15%

5

2020 2 17

2019

2020 47

3

2019 1 1 2021 12 31

2020 15%

6

2019 2 15

	2018	2019	2020
	1 1	12 31	12 31
2020	15%		
7			
	2020		
			3
1 1	2022 12 31		2020 15%
8			
	2019		
	2019 1 1	2021 12 31	2020
15%			
9			
			2011 58
			2011 1 1
			2020 12 31
			15%
2014 5			
			15%
			2020 15%
			9%
			2020
1 1	2020 12 31	2019 12 31	2020
2020	2019		
1			

	183,125.46	380,219.14
	6,913,008,859.08	3,094,223,573.18
	874,947,777.14	518,121,928.41
	7,788,139,761.68	3,612,725,720.73

2

250,789,617.29

2020

	133,613,537.81	3,901,143.75

4

5

	10,059,355,428.65	8,190,323,187.64
	107,743,832.00	86,370,864.88
	9,951,611,596.65	8,103,952,322.76

2



1		9,834,21	
1 2		22,77	
2 3		17	
3		94	
		9,858,11	
1		7,956,65	
1 2		9,17	
2 3		1,09	
3		2,48	
		7,969,404,546.21	85,266,271.67 1.07

					-	
	86,370,864.88	21,900,107.93	48,928.46		576,069.27	107,743,832.00

	48,928.46

4

5

7,202,342,782.50 欧元 EMC /P <

2020

226,118,997.44

76.51%

7

		12	
2020	1	1	11,812,178.20
2020	1	1	11,812,178.20

2020

				%	
1	-	10,097,383.27	1	13.56	100,973.83
2		7,877,258.18	2-3	10.58	3,938,629.09

	51,767,577.10	83,168,487.10		49,449,192.44		85,486,871.76
	5,722,396.44	22,853,899.14		4,671,070.26	710,408.20	23,194,817.12
	4,187,033.13	18,883,999.35		4,045,264.98		19,025,767.50
	61,677,006.67	124,906,385.59		58,165,527.68	710,408.20	127,707,456.38

- 710,408.20

3

0

4

9

--	--	--	--	--	--	--	--

17,329,303.31

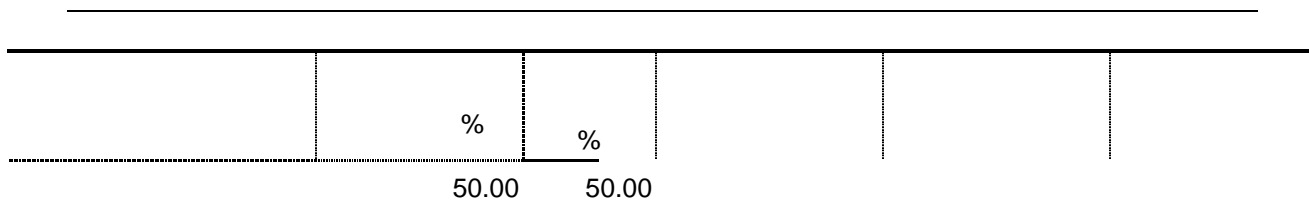
	2,078,910,639.92	1,539,222,428.40

1

1#	1,230,265,550.05	1,230,265,550.05	765,787,477.06	765,787,477.06
	205,919,906.36	205,919,906.36	130,328,440.15	130,328,440.15
	158,433,023.54	158,433,023.54	10,663,508.14	10,663,508.14
2#	91,982,146.20	91,982,146.20	36,469,898.88	36,469,898.88
39#	63,400,326.60	63,400,326.60	49,514,903.96	49,514,903.96

2020						
E3				39,309,788.98		39,309,788.98
5				3,436,889.20		3,436,889.20

E5	70,445,775.67	5,623,788.73	64,821,986.94	70,445,775.67	
E3	65,138,276.03	39,309,788.98	25,828,487.05	65,138,276.03	
E9	63,434,226.25		63,434,226.25	63,434,226.25	
E7	61,132,954.53		61,132,954.53	61,132,954.53	
E8	60,885,993.18		60,885,993.18	60,885,993.18	
E6	60,281,528.39		60,281,528.39	60,281,528.39	
5	35,950,000.00	3,436,889.20	32,482,014.83	35,918,904.03	



2020

2	759,297,064.62	247,178,409.61	1,006,475,474.23
---	----------------	----------------	------------------

18

154,229,693.91

11,469,212.60

36,

3


	4,940,624.12	5,153,205.72
	155,348,350.40	74,835,280.90
	52,506,297.00	17,721,295.76
	655,499,213.78	1,000,792,834.15
	868,294,485.30	1,098,502,616.53

4

2020		135,439,318.90	
2021	44,036,312.92	75,248,833.48	

	666,463,000.00	144,471,000.00
391,494,000.00	130,498,000.00	
2		
22		
	115,121,021.01	43,578,775.71
		115,121,021.01

	3,343,968.03	
	3,426,523.78	
	3,330,673.91	
	2,708,626.40	
	1,548,228.60	
	1,156,731.07	
	1,139,010.07	
25		
1		
	772,033,187.85	92,415,048.50



	3,901,143.75	5,306,356.35
-	3,111,451.58	10,813,448.50
	7,012,595.33	16,119,804.85
31		
1		
		14,157,302.40
	2,754,299,262.02	330,915,843.71
		500,000,000.00
29		501,419,286.30

2020

2
3 2
2021 3 2
156,169
100.14 /
4
2021
2
156,169
2
33

	396,781,793.30	267,819,300.00	125,678,761.78	538,922,331.52

									/
	9,660,049.36	100,000,000.00		101,875,778.78				7,784,270.58	
	343,860,512.92	167,819,300.00		22,268,419.23				489,411,393.69	
	43,261,231.02			1,534,563.77				41,726,667.25	
	396,781,793.30	267,819,300.00		125,678,761.78				538,922,331.52	

34

	3,245,103,948				30,334,479	30,334,479		3,275,438,427	

1 2020 12
3,275,438,427.00
2 2020 12 31 126,500,000
3.86%
93,500,000
50,000,000 2020 6 21 2021 6
18 25,000,000 2020 6 14
2021 6 13 18,500,000
2020 6 8 2021 6 7

33,000,000

2020 8 4 2021 8 4

35

1

[2020] 780

2020 6 12

100

4,000.00

0.20%

0.40%

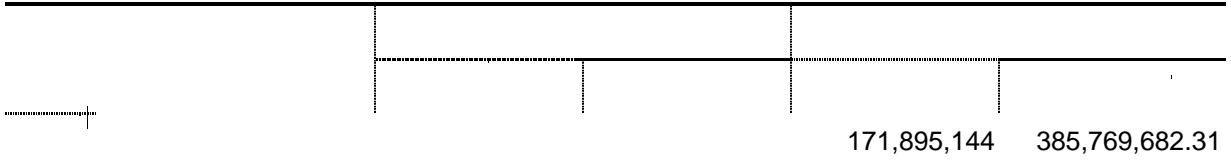
0.60%

1.50%

1.80%

2.00%

2



1

37

	395,758,317.37	477,129,807.72	356,880,480.14	516,007,644.95

-80,741,031.31	-60,372,271.84			-58,381,413.79	-1,990,858.05	-139,122,445.10
-84,500,740.50	-27,186,319.43			-27,509,272.02	322,952.59	-112,010,012.52

39

	1,177,415,286.08	192,707,582.77	1,370,122,868.85

2020

	9,163,016,394.27	8,304,597,414.21
+ -	196,303.24	17,028,463.04
	9,163,212,697.51	8,321,625,877.25
	2,848,007,269.61	1,280,542,212.61

	313,042,495.30	269,922,393.66
	29,447,134.69	
	23,313,826.11	22,550,841.98
	20,884,743.52	27,356,113.56
	15,271,530.90	8,398,215.02
	14,406,615.59	19,100,977.83
	13,210,709.52	13,469,190.13

2020

	1,408,075,836.03	760,689,276.39
--	------------------	----------------

2020

2020

2020

370,078,167.44

192,402,742.21

2020

	129,721,767.60	83,222,752.56
	59,285,456.46	41,403,785.53
	58,421,011.33	39,060,542.54

2020

	236,200,963.31	122,030,741.95
--	----------------	----------------

2020

	1,290,219.83	1.0786	1,391,631.11
--	--------------	--------	--------------

	%				
Dynaudio Holding A/S					-67,946,188.64
	42.00	7,863,017.25	8,168		

2020

						%
9						95.88
10						95.88
11						95.88

--	--

2	
/	43,000,000.00
/	43,000,000.00
/	46,537,852.35
	-3,537,852.35
	-3,537,852.35

3	
1	%
	23.64
	42.00

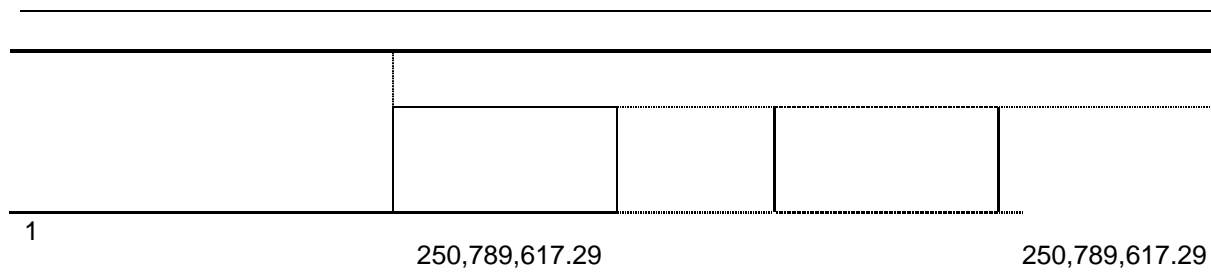
1

2

3

	2019 12 31	2020 12 31
1,607,307	1,893,241	
1		
	133,613,537.81	3,901,143.75

2020



		4,526,384.11	6,295,983.55
		249,076.79	6,124,696.15
		10,353.98	1,750,809.81
		320,500.00	1,302,399.68
		784,572.77	521,015.24
			409,763.00
		3,118,178.42	344,125.50
			125,001.00
		56,603.76	113,207.52
		927,329.34	43,528.30
		333,314.56	14,778.76
			1,836.70
		57,728.01	
Dynaudio Holding A/S		294,064.33	
		1,187,797.81	
		964,951.31	
		1,950.00	

2

		87,120.89	142,857.15

2020

		3,330,000.00	2020-11-26	2021-4-26
		1,100,000.00	2020-11-26	2021-5-25

			232,110.06	2,321.10
			2,548.00	25.48
	34,545,867.09	345,458.68	1,549,281.13	15,492.81
			800.00	
			800.00	
	50,000.00	500.00		
	50,000.00	500.00		
			240,000.00	
	1,426,472.10		291,127.00	
	1,252,224.66			
	2,678,696.76		531,127.00	

2020

		13,392.00
		7,736.00
		391,430.00

A										
2020 9 29										
					2,150	2 /				
2020 12 31										
12,856,882.19					-					
B										
2020 9 29										
2020 10 27										
1,733.50										
18	30	42	54	66						
Black-Scholes										
					3.41 /	4.67 /	5.53 /	6.28 /	7.45 /	
2020 12 31										
					5,256,290.60	-				
2										
3										
1										
2										
1										
2020 2 11										
2019	1972	2520								
2020 4 30										
2020 12 24										

2021 3 11

2020 12 14

2021 1 21

2021 3 24

2

5

3

4

1

2020 780

2020 6

12

4,000

100

400,000

2020 610

400,000

2020

α 7 13

(

2021 3 1

2,149,987,749

60,580,100

95.8773%

85.8989%

19,999.6797

3

2020 12 31

396,829,262.02

2018 9 20 - 2026 9 21

396,829,262.02

4

2021 3 26

2020

10

1.50

0

5

2021 1 29

50,000

100,000

39.00 /

39.00 /

25,641,025

6

2021 2 9

50,000

100,000

100,000

200,000

		%		%	
	8,890,308,178.51	100.00	48,506,871.37	0.55	8,841,801,307.14
	4,593,029,327.43	51.66	48,506,871.37	1.06	4,544,522,456.06

				%	
		283,000,000.00	1	7.52%	
		218,574,146.27	1	5.81%	
		2,851,682,100.40		75.80%	

3

1

	5,896,926,627.12	5,896,926,627.12	4,359,895,200.89	389,794,800.00
				3,970,100,400.89

	125,660,675.74	-16,464,366.31
	694,476,722.54	29,906,172.83

1

		-219,544,001.32
		221,372,903.17

2020

	5,874,633.40	
	3,236,394.55	
	113,625,333.84	
	21,159,380.84	
	3,369,723.42	