

[2018] 96010036

	.....	1
1	.....	6
2	.....	9
3	.....	11
4	.....	14
5	.....	17
6	.....	19
7	.....	21
8	.....	23
9	.....	26
10	.....	117



8 7

5-11

Postal Address: 5-11/F, West Tower of China Overseas Property Plaza, Building 7, NO.8, Yongdingmen  
Xibinhe Road, Dongcheng District, Beijing

Post Code 100077

Tel +86(10)88095588 Fax +86(10)88091199

2018 96010036

2017 12

31

2017

2017 12 31

2017

25,102,527,620.85

1

2

3

4

5

6

1

2

2017

3

4

5

2017



2018 3 29

















	/, 00, 3 2 /			. 3 / . -, 33	331 3, 2 3 1		. 0, 11 0/		1. -, - . -- /		0, 03- /2 2	- 31 -, 3 12	2. 2. -, / - 31

	/-20., 1 1				//. 23- - 3//							-1,- / 2 , /.	/-. 20. / 3
	/-20., 1 1				/-20., 1 1								
					0, / 0 , //							-1,- / 2 , /.	/-. 20. / 3
	- , / - 3.2				, 3/ 1 2-2.1			,, -0- .01 /	3031-. . , 1,	1 2/- .10 /02	,, 2 , , / .	. 3 1.1, . 3/ , 3	

	/, 0. /3 03,			. , . 0 2/2, 0	, -21 . 2 - 2			, - . 1 2// 1	0 31 332-		. 2-- . 1 2. 2 /	3 2/ 303 0-	3. 30 31, -, / . 1
	/, 0. /3 03,			. , . 0 2/2, 0	, -21 . 2 - 2			, - . 1 2// 1	0 31 332-		. 2-- . 1 2. 2 /	3 2/ 303 0-	3. 30 31, -, / . 1
“ ”	1 /-			1- / . , / , 1	. / , . 01			00. . . , / 2	, 0 , . - / 3		-12, , , 1-, 02	22 0/- 0-3 2/	- / . / 3 2, 2 /
								00. . . , / 2			0/ . 30 0 3 11	. 1, 0 --0 /1	/3- , / 20 0,




















## 2017

27  
5  
2007 6 26  
2016 10  
2,940  
2001 6 25  
2007 172  
2007  
17  
2007 7  
2007

2007 7 18  
2007 6 30  
17  
1 0.8

A

3,000

2008 6 3  
**30**

	2010	1255		2010	9	29	
			5				A
1,579.1275			33.01				50,621.998775
[2010]	90			37,579.1275			2010 12
13							
	2011	5 25	2010				2010 12 31
		37,579.1275					10 10
		37,579.1275					75,158.255
							[2011]
49		2011	6 24				
	2012	108					
10			A	9,643.4183			
24.69				232,077.885875			
							[2012]408A14
			84,801.6733		2012	5 7	
	2013	5 9	2012				2012 12 31
		848,016,733			10		1.5
		127,202,509.95					10
8		678,413,386					1,526,430,119
[2013]	408A0001			2013	6	19	
	2016	6 2					
							1,526,581,348

MEMS

LED

2017 4 14

2016

2017 4 27 1,538,642,707 10  
 1.5 230,796,406.05

10 10  
 2017 5 23

2017 6 30  
 3,245,103,948 2017 11 3

MEMS

268

2017 2018 3 29  
 42  
 8 2

2006 2 15 42 33 76

2014 15

12 31 2017 2017

15

2014

		22							
1			27						
				1	1	12	31		
2									
	12								
3									
4									
1									
2									

12

12

5

2012 19

33

5 2

11

5

1

2

2

22

11

8

11 2

6

7

1

2

3

/

8

1

2

B.

A.

C.

A.

B.

3

20%

12

4

5

6

7

8

9

**9**

1

2

100

10%

A


B


a.

		%	%
1	1		
	3	1	1
	4-6	5	5
	7-12	10	10
1	2	30	30
2	3	50	50
3		100	100

b.

	%	%
	0	0

3

**10**

1

2

3

4

5

**11**

8

1

/

22

20

2

5

35

12

18

36

13

1

2

			%	%
		20-30	5-10	3-4.75
		5-10	5-10	9-19
		5-10	5-10	9-19
		5	5-10	18-19
		5	5-10	18-19

3

18

4

5



2

3

17

18

39

18

19

20

2

1

3

21

1

/

2

**22**

1

2

/

/

3

4

**23**

1

2

1

2

3

4

24

/

1

2

3

4

**25**

1

2

3

4

**26**

1

2017 4 28

[2017]13

42

2017 5 28

2017 5 10

[2017]15

16

2017

2017 6 12

2017 1 1

2017 1 1

16

2017

16

2017

2017 1 1

2017

2017 12 25

2017 30

30

16

2017 1 1

			2016	11,255,390.84
	2017 12 25		2016	2,278,162.50
	2017 30		2016	13,533,553.34
1		30		
			2016	10,208,518.89
			2016	2,680,127.27
			2016	12,888,646.16

27

1

2

3

4

5

6

7

8

1

		17%		
			7%	5%
			3%	
			2%	
	2017 5 31		1%	2017 6 1



2017

	25%
	20%
	13%
	16.5%
	28%
	17%
Dynaudio Holding A/S	22%
	38%
Goertek Nikko MaChinery Co., Ltd	38%
Eco Trust Japan Co., Ltd	38%
ANIMA AB	22%
GoerTek Audio Technologies Aps	22%
Goertek ShinNei Technology	38%
Optimas Capital Partners Fund LP	--

2017 11 3

2018

1 24

2

2018 37

2078

2017

3

2017 1 1

2019 12 31

2017 15%

2016 12 30

2016 187

2016

3

2016 1 1 2018 12 31

2017 15%

2017 1

1 2017 12 31

1

	526,955.98	596,151.35
	3,357,320,648.77	3,212,727,834.75
	115,403,396.84	254,970,404.35
	3,473,251,001.59	3,468,294,390.45
	147,718,255.05	161,594,631.83

**2**

1

	40,182,134.84	51,640,187.21
	40,182,134.84	51,640,187.21

2

3

	30,351,551.75	
	30,351,551.75	

4

**3**

1

--	--	--

		%		%	
	71,398,565.41	1.30	8,965,565.41	12.56	62,433,000.00

			%
3	4,610,155,131.96	46,101,551.32	1.00
4-6	753,947,885.36	37,697,394.27	5.00
7-12	56,516,424.67	5,651,642.46	10.00
1	5,420,619,441.99	89,450,588.05	1.65
1 2	14,369,267.24	4,310,780.17	30.00

	529,270,200.00	1,069,714.38
--	----------------	--------------

6

4

1

		%		%
1	83,957,162.61	99.89	67,347,194.95	99.95
1 2	90,267.00	0.11	31,918.77	0.04
2 3			4,	



2		
	-3,818,935.70	0
3		
<hr/>		
		2,449.49

8

6

1

	1,512,250,800.20	9,837,861.77	1,502,412,938.43
	842,786,759.70	5,524,029.64	837,262,730.06
	277,011,613.23		277,011,613.23
	379,378,245.76	1,434,596.41	377,943,649.35
	3,011,427,418.89	16,796,487.82	2,994,630,931.07

	1,010,252,381.23	10,809,007.21	999,443,374.02
	975,763,622.44	5,350,374.08	970,413,248.36
	190,455,498.38		190,455,498.38
	273,095,841.29	676,180.22	272,419,661.07



5

9





4

---

17,790,200.74

14#	. / . . . . 21 2		. / . . . . 21 2	. . 121, 3. 2-	. . 121, 3. 2-
16#				- , . 3 0/0 .	- , . 3 0/0 .
18#				, 3 -0, 1-3 03	, 3 -0, 1-3 03

16#	/ . 0 / - / 2	- , . 3 0 / 0 .	, 1, 02 // . 3	/ 1 / 2, 0 0-	
18#	0 20	, 3 - 0, 1 - 3 0 3	1 0 - , , . 2 0	- 0 30 / 30. //	
19#	//		. 2 - 0 1 / 2 0,		. 2 - 0 1 / 2 0,

	%	%			%	
14#	1.32	2/				
16#	/ 0,					/
18#	0 1.					
19#	21 3-					/
20#	, /	2/				
22#			1, .31 , -/	0. , /		
23#	-21,					

---

---

--	--	--

---

**13**


	0/ -, , -/3. /	030/ 0 103, 1	-/3	33 /	, -, 0, . - /	, 1 20 22/ 1,

**14**

1

	1,743,540.56				1,743,540.56
	966,571.36				966,571.36
	24,679,520.04				24,679,520.04
	47,119,449.18				47,119,449.18
	15,115,644.52				15,115,644.52

2017						
			52,472,530.97			52,472,530.97
1						Dynaudio Holding A/S
			43,641,057.68			
2						AM3D A/S      GoerTek
Audio Technologies Aps						
8,831,229						
			118,916,923.74	9,251,332.48	26,400,723.27	101,767,532.95



2

**19**

	11,534,000.00	
	11,534,000.00	
	11,534,000.00	

**20**

	373,050,259.18	202,750,220.62
	373,050,259.18	202,750,220.62
	0	0


**21**

1

	4,279,362,084.71	3,295,130,177.72

4,533,024,810.71

3,724,426.19 0h



2017

1		59,179,431.23	36,330,417.89
1	2		
2	3		
3		59,179,431.23	36,330,417.89

2            1

3

**23**

1

	453,222,443.76	3,532,225,557.84	3,489,836,327.74	495,611,673.86
-		273,819,709.77	273,819,709.77	

3				
1		263,695,269.36	263,695,269.36	
2		10,124,440.41	10,124,440.41	

2017

56,849,219.02

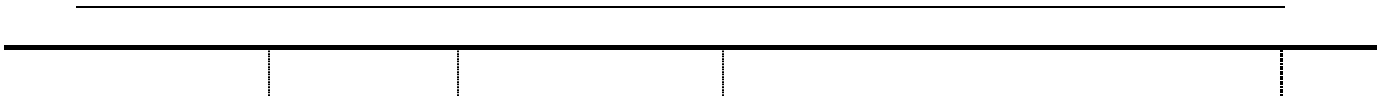
65,464,007.22

2017

		2,254,358,579.36

2

2



		1,268.00			
2,108.00					
4				2017	
			2017 1		2017
3 6				2,000.00	
		2,000.00			
5					2017
			2017 67		
	2017 12 22			1,800.00	
6					
2017 4					1,197.00
				2017 6 6	
1,197.00					
8,292,098.88				3,677,901.12	
7					
			2017 2 21		
		300.00		2017 6 13	
		230.00		530.00	
				265.00	
	265.00				
265.00					85,416.67
				265.00	
	2017 400		2017 12 11		
				100.00	
		100.00			
8					2016 "
"				2017 148	2017 7 28
				200	
		200			
9					
					2017
97		2017 5 25		60.00	
22.60			12.00	2017 6 2	



2017

		2017	
	/		
2015		375,000.00	
		85,416.67	

2017

2016 386

2016 12

12,000.00

12,000.00

**32**

		+ -				
	1,526,629,845			1,538,642,707	179,831,396	1,718,474,103
						3,245,103,948

1

2 2017 12 31

356,323,783

10.98%

16,000

2017

2017 10 10

3

14,050

4,500

2017 9 21 2018 9

19 3,300

2017 12 20

2018 6 20 6,250

2017 12

22 2018 6 20

5,200

2017 12 20 2018 12 19

**33**

1

[2014] 1247

2014 12 12

100

2,500.00

0.50%

0.70%

1.00%

SA

---

--	--	--	--	--	--	--

---

**37**

---

6,211,693,581.18

4,833,470,848.50

2017

	28,312,046.31	33,462,508.34
	2,195,088,040.60	1,754,434,871.70

**42**

	241,596,277.33	302,825,270.94
	22,745,552.97	39,387,846.43
	10,364,546.55	16,322,760.29
	195,168,581.90	-175,603,805.18
	17,093,199.07	14,494,283.54
	420,747,958.78	86,005,142.58

**43**




2017				
	/			
		628,000.00		
2017		500,000.00		
2015		375,000.00		
		85,416.67		
		60,000.00		
		1,937,008.00		
		238,747,614.80		



2017

	-29,279,620.42
	-27,058,673.26



	11,534,000.00	
4		
	4,510,437.00	
5		
	2,301,026,271.33	1,454,037,789.93
	1,078,058.80	13,349,560.08
	33,250,000.00	47,880,000.00
	2,335,354,330.13	1,515,267,350.01
6		
	2,182,738,293.82	1,207,457,648.52
	55,569,050.00	
	2,238,307,343.82	1,207,457,648.52

	-561,860,075.55	-295,103,576.99
	-851,839,965.41	-1,828,463,402.32
	1,146,124,725.01	1,589,895,018.99
	3,530,997,034.99	2,269,218,472.87
<b>2</b>		
<b>3</b>		
	3,357,847,604.75	3,213,323,986.10
	3,213,323,986.10	3,915,488,187.95
	144,523,618.65	-702,164,201.85

2

3

4

	3,357,847,604.75	3,213,323,986.10
	526,955.98	596,151.35
	3,357,320,648.77	3,212,727,834.75
	3,357,847,604.75	3,213,323,986.10

		22,801,122.68
		138,204,519.52

**54**

1

			2,447,053,650.24
	358,027,288.42	6.5342	2,339,421,908.02
	45,843.39	7.8023	357,683.88
	481,846,036.31	0.057883	27,890,694.12
	326,818,192.83	0.006109	1,996,532.34
	8,335,309.39	0.83591	6,967,568.47
	59,661,736.02	0.2199	13,119,615.75
	116,709,020,625.00	0.000288	33,612,197.94

	546,149.94	0.006109	3,336.43
	2,188,018.00	0.2199	481,145.16
	8,844,521,041.67	0.000288	2,547,222.06
	1,424,819.30	0.7921	1,128,599.37
	4,287,615.00	1.0479	4,492,991.76
			1,228,417,986.49
	180,834,584.40	6.5342	1,181,609,341.39
	44,669,000.00	1.0479	46,808,645.10
			1,570,284,531.12
	181,477,713.15	6.5342	1,185,811,673.24
	2,617,614.70	7.8023	20,423,415.18
	368,720,544.55	0.057883	21,342,651.28

2017

	150,000,000.00	6.5342	980,130,000.00
	14,900,000.00	1.0479	15,613,710.00

2

--	--	--	--

2017

2017					
					%
1				100	

						%
25					100	
26					100	
27						100
28					100	
29					100	
30					98	2

2017

2				
1				
2017	9	...	...	Dynaudio Holding A/S 1%
Dynaudio Holding A/S			2017	12
	Dynaudio Holding A/S			Dynaudio Holding A/S
	Dynaudio Holding A/S			Dynaudio Holding A/S
	30%	...	...	
			ANIMA	AB
				148,943,210.17

2				
		Dynaudio Holding A/S		ANIMA AB
/				
		187,387,050.00		148,943,210.17
/		187,387,050.00		148,943,210.17
/		123,789,700.33	-1,970,052.97	111,707,407.63

2017

	/	/
	249,790,661.60	217,483,363.27
	-3,479,811.68	1,865,521.62
	2,277,135.46	-915,238.70
	-1,202,676.22	950,282.92

4

5

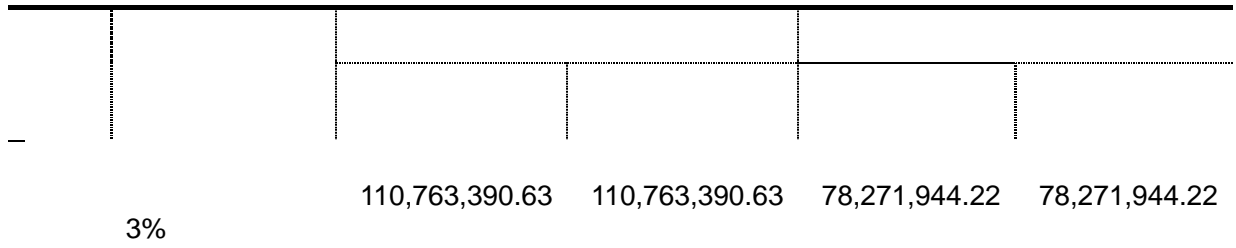
1

1

2017 12 31

54

-



2017

	10%	-19,513,942.60	-19,513,942.60	-24,200,852.20	-24,200,852.20
	10%	19,513,942.60	19,513,942.60	24,200,852.20	24,200,852.20

3

**2**

2017 12 31

1

2

1,710,842.60

1,710,842.60

**3**

2017 12 31

1,466,558 2016 12 31 :

1,269,349

1

	30,351,551.75
--	---------------

<b>Ávör Á A=½Ct) pva A=½COJ, á 0</b>	30,351,551.75	
2		
	529,270,200.00	1,069,714.38

<b>1</b>					
				%	%
			1	23.91	23.91
<b>2</b>					
	1				
<b>3</b>					
	3		3		
<b>4</b>		3			

2017

2017			
		1,911,535.98	1,768,982.58
		1,621,649.68	1,611,471.28
		1,496,443.69	

		3,000,000.00	2016-08-18	2017-08-06
		3,000,000.00	2017-08-04	2018-07-19
		2,300,000.00	2016-09-21	2017-03-13
		2,300,000.00	2017-03-13	2017-09-13
		2,300,000.00	2017-09-13	2018-08-28
		1,500,000.00	2016-10-27	2017-04-03
		1,500,000.00	2017-04-03	2017-10-03
		1,500,000.00	2017-10-03	2018-10-03
		4,000,000.00	2016-08-05	2017-07-22
		4,000,000.00	2017-07-21	2018-07-20
		5,000,000.00	2016-07-30	2017-07-09
		5,000,000.00	2017-07-07	2018-07-09
		5,237,256.45	2016-08-18	2017-08-04
		349,349.49	2016-08-27	2017-08-04
		2,157,514.87	2016-09-01	2017-08-04

		6,000,000.00	2017-04-24	2018-04-06
		200,000,000.00	2015-09-28	2017-09-28
		13,697,744.85	2016-09-06	2017-09-06
		1,440,000.00	2016-12-22	2017-12-21
		46,000,000.00	2017-07-01	2019-01-16

	93,000.00	
	63,970.75	514,519.71
	30,717.00	
		77,837.30
		28,238.40
	42,819,192.91	40,079,270.76
	170,000.00	
	170,000.00	

7

1

2

1

2017 8

2017 0 91 12 0 27 2017 3 15

6,E7C,183.89"t8sA,w19,U5V4cf

1,051,6







			%
3	434,254,905.81		
4-6	133,531,872.81		
7-12	21,026,127.02		
1	588,812,905.64		

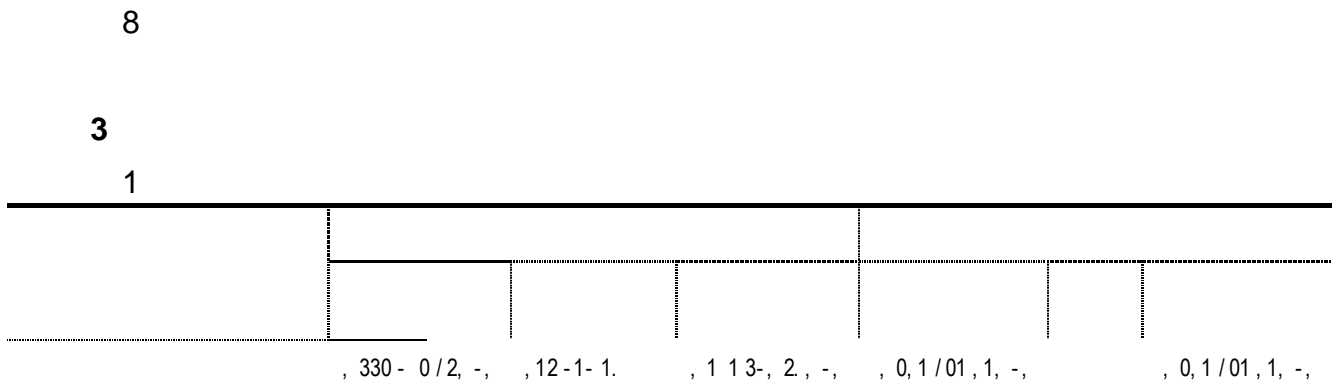
		%		%	
	1,454,363,090.01	100.00	489,975.84	0.03	1,453,873,114.17

		%	%

				%
1				
	3	3,690,173.76	36,901.74	1.00
	4-6	88,873.86	4,443.69	5.00
	7-12			10.00
1		3,779,047.62	41,345.43	1.09
1	2	1,051,400.00	315,420.00	30.00
2	3	11,100.00	5,550.00	50.00
3		126,000.00	126,000.00	100.00
		4,967,547.62	488,315.43	9.83

				%
1				
	3	941,668,859.93		
	4-6	155,877,822.00		
	7-12	318,252,827.53		





---

---

--	--	--	--	--	--	--





2017

	%		
	16.58	0.68	0.68
	15.09	0.62	0.62